

# iPads in our Pads

---

## *Collaborative Classroom Grant Application*

### ***Rebecca King***

---

Mrs. Rebecca King  
415 Broadwater Ave  
Billings, 59101

kingre@billingschools.org  
O: 406-697-5197

### ***Mrs. Rebecca King***

---

415 Broadwater Ave  
Billings, 59101

kingre@billingschools.org  
O: 406-697-5197

# Application Form

---

## Report Fields

---

### Project Name\*

Name of Project

iPads in our Pads

### Amount Requested

Amount Requested

\$2,626.77

### Grade Level

Program Area of Request

Primary (K-3)

### Primary Subject Area

Please choose the primary subject area.

Technology

### School

Please select your school.

Broadwater Elementary

### Applicants\*

Please list the educators collaborating on this grant.

Stacey Barker  
Rebecca King

### Number of Students Served

Please enter the number of students that will be served by this grant.

40

### Project Cost

What is the total cost of your project?

2626.77

## Statement of Need

Please describe the need for this project. For example, how will this project impact student learning?

Our students are growing up in a technology-based world. We need to help integrate technology into their lives. Our goal is not to hand our students an iPad and plug them into a random app, but to use the iPads to help students develop skills and showcase their knowledge!

We want to change our classrooms; not just use the iPad as an extra in the classroom, but to plan our teaching and assessments around the iPads. We want to make our classrooms interactive, highly collaborative settings for students. We want to produce project-based classrooms where our primary students can show off their knowledge.

Students will be able to showcase what they are learning through a teacher lead website (such as [threering.com](http://threering.com)) to build an online portfolio recording what they have done and produced throughout the school year. Students will be able to log in under their teacher's account and record what they have done through pictures and recordings. Parents can also log in to some of these websites to view what their children have done.

Teaching in the primary grades, we see tremendous growth in our students throughout the school year. Sometimes adults forget how much progress has been made from the beginning of the year until the end. We have been keeping binder portfolios with paper and pencil records to showcase this growth. The online portfolios are a way to keep parents up-to-date on what is happening in the classroom AND introduce our students to technology.

This grant will meet the following standards from the International Society for Technology in Education (ISTE):

Standard 2- Communication and collaboration:

Students use digital media and environments to communicate and work collaboratively, including at a distance, to support individual learning and contribute to the learning of others.

Standard 3- Research and information fluency:

Students apply digital tools to gather, evaluate, and use information.

Standard 5- Digital citizenship:

Students understand human, cultural, and societal issues related to technology and practice legal and ethical behavior.

Standard 6- Technology operations and concepts:

Students demonstrate a sound understanding of technology concepts, systems, and operations.

In addition, the portfolios will help us to track and record learning in numerous Montana State Common Core Standards adopted by School District 2.

The English Language Arts philosophy it states that students will:

- Value evidence.
- Use technology and digital media strategically and capably.
- Respond to the varying demands of audience, task, purpose, and discipline.

Students will also have the ability to capture evidence and proof from every standard on which we work, e.g. take a picture math journal entry, a video of student reading, or upload results from a science experiment.

## Primary Goal

Please describe the primary goal of the project and how it blends with School District 2 goals and curriculum.

The primary goal of the project is to showcase student learning through technology. The iPads will give us the opportunity to model and teach digital citizenship, as well as technology concepts and terminology. We will also be able to explore various digital tools; e.g. photo taking and editing and video recording.

Students will also be uploading materials to their own portfolio. Students will be learning about the appropriate use of technology at an early age and under a watchful eye. The iPads can easily blend into every area of our curriculum. The students will record what they learn and do throughout the school day and year.

## Project Description

Briefly identify the major activities and materials involved in your project.

We each currently have two iPad minis in our classrooms for a total of four. We are asking for eight more minis, which will give our classrooms access to twelve iPad minis. By combining our current classroom resources with the eight new ones, we will be able to work in learning pairs to document our growth through the school year.

We have developed a timeline (see Attachment 1) to keep our students and ourselves on track. Students will not be posting evidence everyday, but we will encourage students and ensure that students show at least once per week throughout the beginning of the school year, with more postings as the school year continues. The process will be created for students to have more and more independence throughout the year.

Since both of our classes will be learning the basic programs early in the year, we will team teach the concepts to our students. We also plan on incorporating buddy activities, where one of our classrooms will learn the concept and teach the students in the other classroom. The two classrooms will be working on similar standards throughout the school year. The students involved can share information and portfolios amongst each other during the school year. We can also share with other classes and grade levels throughout the school. Once students are adding to their own portfolios, we will share the iPads throughout the school day so that students will have a variety of subject areas to present. Neither of us will dominate a single subject area; rather we will have a cross curricular collection of academic growth for the year. The teachers involved will collaborate on lessons and themes throughout the school year so students would be able to academically assist each other while adding to their portfolios.

## Professional Development

If your project includes professional development how will it improve student performance?

One of the teachers involved in this grant is a member of TILT (Teachers Integrating & Learning Technology), which is School District 2's Technology Development Program. It is a 3-year staff development program. Staff members are included in TILT through an application process. The teachers will work together with other staff members of School District 2 to learn and develop successful online portfolios for our students, as well as general iPad usage and guidelines.

## Project Timeline

When will you implement your project?

iPads will be ordered through the Technology Department at School District 2. We would like to begin at the start of the next school year.

## Plan for Evaluation

How will you evaluate student outcomes for your project?

Students will be evaluated on digital knowledge and use, as well as Internet and digital safety. As teachers and parents, we can go through the digital portfolios to see students' academic progress and growth during the school year.

## Project Budget

Please explain how the funds from this grant will be spent to support your project goal. You can either type or upload a project budget to show how funds will be used. Please identify other funding sources if applicable.

visual of project cost.png

No other supplies are needed for this grant, just the iPads. We would also purchase covers and screen protectors for all 8 machines.

8 iPad minis @ \$300.00 = \$2,400

8 iPad mini cases @ \$24.99 each = \$199.92

iPad mini Screen Protector for 8 iPads (\$8.95 for 3 pack) = \$26.85

Total= \$2626.77

The iPads would be ordered through the Technology Department at School District 2. The prices for the iPad mini covers and screen protectors are the prices off of Amazon.com. There would be no shipping costs associated with the project. These are all one time costs, with no upkeep needed.

## Supervisor Approval\*

I have received approval from my supervisor to apply for this grant.

yes

## Attachment 1

Please attach any photos, pages from catalogs, or other documents below. This is completely optional.

Timeline for Online Portfolios.pdf

## Attachment 2

sample of online portfolio webpage.png

## Attachment 3

[Unanswered]

## File Attachment Summary




---

### ***Applicant File Uploads***

- visual of project cost.png
- Timeline for Online Portfolios.pdf
- sample of online portfolio webpage.png

# Shopping Cart

19 items to buy now

		Price	Quantity
	<p><b>Trident Case AEGIS Series Case for Apple iPad mini, Green (AG-IP...</b> by Trident Case</p> <p><b>In Stock</b></p> <p>Eligible for FREE Shipping</p> <p><input type="checkbox"/> This is a gift <a href="#">Learn more</a></p> <p><a href="#">Delete</a>   <a href="#">Save for later</a></p>	<p><b>\$24.99</b></p> <p>You save: \$24.96 (50%)</p>	<input type="text" value="8"/>
	<p><b>Apple iPad Mini MD528LL/A (16GB, Wi-Fi, Black &amp; Slate)</b> by Apple Computer</p> <p><b>In Stock</b></p> <p>Eligible for FREE Shipping</p> <p><input type="checkbox"/> This is a gift <a href="#">Learn more</a></p> <p><a href="#">Delete</a>   <a href="#">Save for later</a></p>	<p><b>\$300.00</b></p> <p>You save: \$29.00 (9%)</p>	<input type="text" value="8"/>
	<p><b>Tech Armor iPad Mini with Retina Display and iPad mini Screen Pr...</b> by Tech Armor</p> <p><b>In Stock</b></p> <p>Eligible for FREE Shipping</p> <p><input type="checkbox"/> This is a gift <a href="#">Learn more</a></p> <p><a href="#">Delete</a>   <a href="#">Save for later</a></p>	<p><b>\$8.95</b></p> <p>You save: \$16.04 (64%)</p>	<input type="text" value="3"/>
			<b>Subtotal (19 items): \$2,626.77</b>

# Timeline for Online Portfolios Digital Evidence Recording

---

August/ September	<ul style="list-style-type: none"> <li>• Internet safety lessons with students</li> <li>• Basic iPad procedures and treatment lessons</li> </ul>
October	<ul style="list-style-type: none"> <li>• Students will begin posting in portfolios.</li> <li>• Students will be asked to post one entry per week. Classroom teacher will choose the entries. Entries will only be digital photos.</li> </ul>
November	<ul style="list-style-type: none"> <li>• Students will continue to post one entry per week. Classroom teacher will choose the entries.</li> <li>• We will learn how to take record a video.</li> </ul>
December	<ul style="list-style-type: none"> <li>• Students will continue to post one entry per week. Classroom teacher will choose the entries.</li> <li>• Students will learn how to post video evidence.</li> </ul>
January/ February	<ul style="list-style-type: none"> <li>• Teacher will choose 6 entries to post.</li> <li>• Students will pick 2 additional pieces of learning to post.</li> <li>• Entries can be video or digital.</li> </ul>
March	<ul style="list-style-type: none"> <li>• Students will learn how to upload a document and how to post it to an online portfolio.</li> <li>• Classroom teacher will choose 1 entry each week in Reading/Language Arts and 1 entry each week in Math.</li> <li>• Students will choose 2 additional pieces of learning to post this month.</li> </ul>
April/May	<ul style="list-style-type: none"> <li>• Students will be asked to upload 1 writing piece each month as well as 1 entry each week in Reading/Language Arts and 1 entry each week in Math. Students may pick items.</li> </ul>



SATURDAY  
SEPTEMBER 08, 2012

## Period 1: 4th Grade

### STUDENTS

Cathy S.

### TAGS

Benchmark Assessments

Form

Perspective



### Notes

Great use of color!

*Student work is uploaded on Three Ring*